



2023



ANNUAL REPORT

Build - Belong - Become

Table of Contents

Page

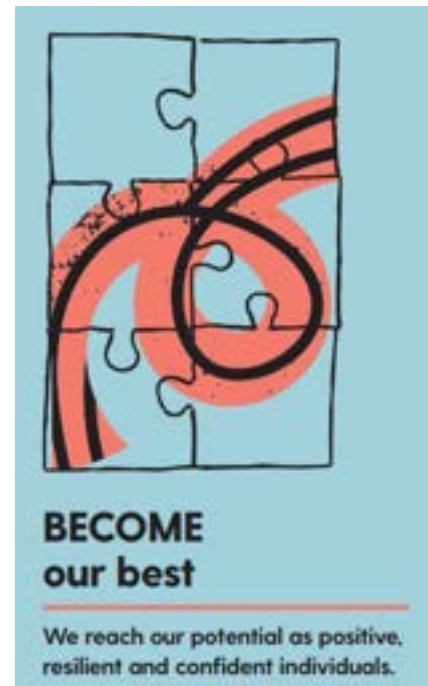

Acknowledgement of Country	1
Our Vision	1
Our Values	1
Our Context	1
Principal's Message	2
School Board Chair's Message	2
1. Successful Student - Student Performance	3
Numeracy	3
Reading	4
Writing	5
Spelling	7
Key Achievements 2023 and Recommendations 2024	8
2. Quality Teaching	8
3. Learning Environment	9
Wellbeing	9
Attendance	9
4. Resources	10
5. Leadership	11
6. Relationships	11
Aboriginal Cultural Standards Framework	11
National School Opinion Survey	12
Specialist Programs	13
Celebrating Learning - 2023 Highlights	14
Celebrating Achievements - 2023 Highlights	15
2024 School Destination of 2023 Year 6 Cohort	16
Finance Report	16
Financial Summary	17

Acknowledgement of Country

Kaya

Bayswater Primary School acknowledges the Traditional Custodians of the land, the Whadjuk people of the Noongar Nation and pays its respects to elder's past, present and emerging.

Our Vision



Building lifelong learners who belong to community to become their best.

Our Values

Respect for Self

Respect for Learning

Respect for Others

Respect for the Environment

Our Context

Ringin' True since 1894, Bayswater PS has a long history of providing quality public education and is strongly supported by the local community. In 2023 we had an enrolment of 447 students. Bayswater Primary School has 6% of students with Aboriginal heritage and 12% of students with a background language other than English representing over 20 different countries.

The school has an active P&C who have supported several funding projects. In particular, the school has a strong sustainability focus, with parents and community members actively engaging in promoting this throughout the school.

Principal's Message

2023 was a busy year for Bayswater PS and we were proud of what we accomplished. The year culminated in a successful Public School Review that recognised the highly effective work going on in the school to drive improved outcomes. The development of a Staff Charter helped to significantly raise the staff culture. We developed clarity and community ownership of our school vision statement through a consultative approach with staff, students and the community. The school continued to embed consistent whole school, evidence based programs in literacy and numeracy to ensure effective teaching and learning is occurring. Our focus on explicit teaching, improving pedagogy based on the Science of Reading, using data effectively and putting in place a 'Tier Three' Numeracy Intervention program is supporting ongoing improvement in the school.

Community engagement in the school is really positive. We are grateful for the ongoing support of the P&C who contributed significant resources to support student learning and school upgrades. Funds were allocated for home reading books, STEM resources, Laptops, ECE shade sails and the verandah mural. The School Board has maintained close oversight of the strategic direction of the school, supported the development of new policies and advocated for the future needs of the school. Whole school events continue to be valued by the community. Parents were invited in for learning showcases throughout the year, these were well attended and gave parents an opportunity to view presentations of curriculum projects.

I would like to thank staff, students, School Board, P&C and all parents and families for their ongoing effort and support in making 2023 a successful year for Bayswater Primary School. We look forward to a positive and productive 2024 as we continue to build, belong, become.

Chris Hennessy - Principal

School Board Chair's Message

2023 was a busy year for the Bayswater Primary School Board. As an independent public school, a key focus for the Board in 2023 was the preparation for and participation in the school's scheduled Public School Review which took place in November 2023. We congratulate Ms Hennessy and her dedicated team on the positive outcome of this review.

The long-term planning for the school and its physical environment remained important to the Board in 2023, including review of a Traffic Feasibility Study and discussions regarding improvements to parking at the school, as well as the school's netball court. To better engage and advocate for improvements to the school's physical environment, members of the Board will support the Bayswater Primary School P&C to progress the School's Master Plan into the future. Promising steps have been made in this space including a recent school visit from Minister for Education, Hon Dr Tony Buti MLA.

The Board supports the school's adoption of its positive behaviour plan. In line with our commitment to the continuous improvement of the Board and its processes we have developed a Board Induction Pack to support the onboarding of new Board members in 2024 and beyond. The Board has continued to have a key role in the development of the school business plan, including reviewing the budget in alignment with school priorities; reviewing school performance; approving contributions and charges; and developing the school's new Build, Belong, Become vision statement.

We thank past Board Chair Helen Forte and members Ben Doyle, Amy Hollingsworth and Nerina Patroni for their contributions to our school and community. The Board looks forward to providing continued strong support for improved outcomes and overall school performance.

Pia Castelli- School Board Chair

1. Successful Students - Student Performance

Numeracy

The school has performed comparably to 'like schools' in Mathematics, with Year 3 performing slightly above like schools and Year 5 performing slightly below. The school has higher than 'like schools' in the top 20% and similar results in the bottom 20%.

With a Year 3 mean of 450, this was better than the 'like school' mean of 434. The Year 5 school mean for numeracy was 501 which was slightly lower than the 'like school' mean of 511.

Percentage of students in each Proficiency Level

Proficiency Level	NAPLAN Score Range	Year 3 Numeracy		
		School	Like Schools	WA Public Schools
		2023	2023	2023
Exceeding	493 and above	27%	20%	11%
Strong	378 - 492	56%	60%	50%
Developing	311 - 377	13%	16%	24%
NAS	310 and below	4%	5%	14%

Proficiency Level	NAPLAN Score Range	Year 5 Numeracy		
		School	Like Schools	WA Public Schools
		2023	2023	2023
Exceeding	577 and above	19%	18%	11%
Strong	451 - 576	58%	63%	53%
Developing	386 - 450	17%	14%	23%
NAS	385 and below	6%	5%	12%

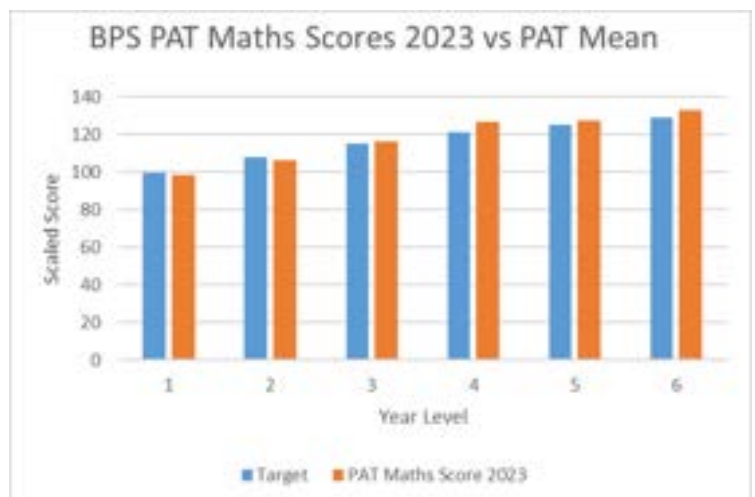
Average Numeracy Score

Year	Y03		Y05	
	School	Like Schools	School	Like Schools
2023	450	434	501	511

PAT Mathematics

The PAT Maths test scores indicates that Year 4 students are achieving 5% above the mean.

The Year 3-6 students are achieving scores that are above the mean, with Year 1-2 students slightly below mean.



Graph shows the PAT Maths average score against PAT mean score

Achievement of Numeracy Targets

1.1 The percentage of students in Years 3 and 5 in top and bottom bands in NAPLAN Numeracy will be better than like schools.

✓ **Year 3 Target Achieved** **Year 5 target achieved in top bands** and **nearly achieved in bottom band**

1.2 The Year 3 and 5 means in NAPLAN Numeracy will be above like schools.

✓ **Year 3 Target Achieved** and **Year 5 Target Not Achieved**

1.3 The average test scores in PAT Mathematics for students in Year 1-6 will be maintained above the test average by 5% or more.

✓ **Year 4 Target Achieved** and **Target Nearly Achieved in Years 3/5/6**

Reading

The school has performed well compared to 'like schools' in Reading performing above like schools in Year 3 and Year 5. In the top band, the school has achieved similar results to 'like schools' in Year 3 and higher than like schools in Year 5. It was pleasing to see the low percentages of students in the bottom band which was better than like schools in both Year 3 and Year 5.

The Year 3 mean of 435, was better than the 'like schools' mean (430). In Year 5, the school mean (530) was better than the 'like schools' mean (518).

Percentage of students in each Proficiency Level

Proficiency Level	NAPLAN Score Range	Year 3 Reading		
		School	Like Schools	WA Public Schools
		2023	2023	2023
Exceeding	481 and above	27%	28%	16%
Strong	368 - 480	54%	51%	45%
Developing	282 - 367	19%	15%	24%
NAS	281 and below	0%	6%	14%

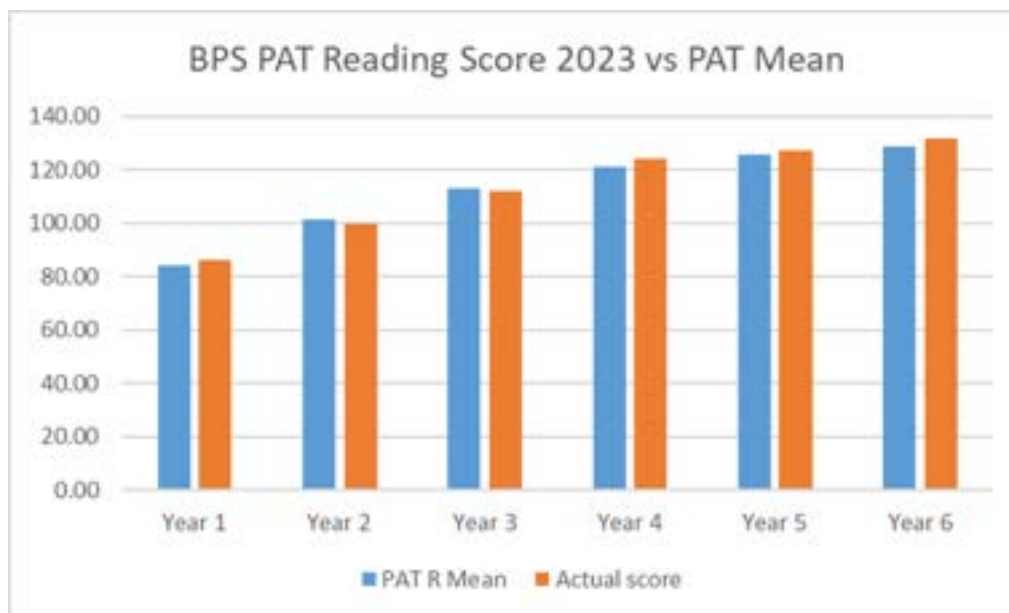
Proficiency Level	NAPLAN Score Range	Year 5 Reading		
		School	Like Schools	WA Public Schools
		2023	2023	2023
Exceeding	555 and above	35%	29%	18%
Strong	448 - 554	54%	56%	51%
Developing	377 - 447	8%	11%	18%
NAS	376 and below	2%	4%	11%

Average Reading Score

Y03		Y05	
School	Like Schools	School	Like Schools
435	430	530	518

PAT Reading

The PAT Reading results indicates that no year level is achieving our aspirational target of 5% above mean. However, students in Years 1, 4, 5 and 6 are above the national mean, whereas Year 2 and 3 students are slightly below national mean.



Graph shows the PAT Reading average score against PAT mean score

Achievement of Reading Targets

1.1 The percentage of students in Years 3 and 5 in top and bottom bands in NAPLAN Reading will be better than like schools.

Year 3 Target Nearly Achieved and **Year 5 Target Achieved**.

1.2 The Year 3 and 5 means in NAPLAN Reading will be above like schools.

✓ **Year 3 and 5 Target Achieved**

1.3 The average test scores in PAT Reading for students in Year 1-6 will be maintained above the test average by 5% or more.

Year 3-6 Target nearly achieved and **Year 1/2 Target Not Achieved**

Writing

The school has performed close to 'like schools' in Writing. In the top bands the school has achieved better results than 'like schools' and has a similar percentage of students in the bottom bands.

The Year 3 mean (442) was slightly lower than the 'like school' mean (443).

In Year 5, the school mean (501) was slightly lower than the 'like school mean' (503).



Percentage of students in each Proficiency Level

Proficiency Level	NAPLAN Score Range	Year 3 Writing		
		School	Like Schools	WA Public Schools
		2023	2023	2023
Exceeding	503 and above	19%	15%	9%
Strong	370 - 502	71%	76%	65%
Developing	296 - 369	6%	6%	14%
NAS	295 and below	4%	3%	10%

Percentage of students in each Proficiency Level

Proficiency Level	NAPLAN Score Range	Year 5 Writing		
		School	Like Schools	WA Public Schools
		2023	2023	2023
Exceeding	570 and above	17%	17%	10%
Strong	455 - 569	55%	62%	54%
Developing	385 - 454	23%	16%	22%
NAS	384 and below	4%	4%	12%

Average Writing Score

Year	Y03		Y05	
	School	Like Schools	School	Like Schools
2023	442	443	501	503



Achievement of Writing Targets

1.1 By 2024 the percentage of students in Years 3 and 5 in top and bottom bands in NAPLAN Writing will be better than like schools.

✓ **Year 3 Target achieved in top band** and **nearly achieved in bottom band**
Year 5 Target Achieved

1.2 By 2024 the Year 3 and 5 means in NAPLAN Writing will be above like schools.

Target nearly achieved



Spelling

In the top bands Year 3 is performing slightly better than like schools but Year 5 is performing below. In the bottom bands Year 3 is performing below like schools but Year 5 is performing above. With a Year 3 mean of 425, this was less than the 'like school' mean (435). In Year 5 the school mean (500) was less than 'like school mean' (507). Spelling will continue to be a focus in 2024 with a whole school approach to Sounds Write.

Percentage of students in each Proficiency Level

Proficiency Level	NAPLAN Score Range	Year 3 Spelling		
		School	Like Schools	WA Public Schools
		2023	2023	2023
Exceeding	489 and above	25%	24%	15%
Strong	380 - 488	42%	53%	42%
Developing	294 - 379	23%	19%	28%
NAS	293 and below	10%	4%	13%

Percentage of students in each Proficiency Level

Proficiency Level	NAPLAN Score Range	Year 5 Spelling		
		School	Like Schools	WA Public Schools
		2023	2023	2023
Exceeding	553 and above	19%	26%	20%
Strong	451 - 552	58%	53%	48%
Developing	378 - 450	21%	15%	20%
NAS	377 and below	2%	5%	11%

Average Spelling Score

Y03		Y05	
School	Like Schools	School	Like Schools
425	435	500	507

NAPLAN Spelling Performance in comparison to like schools

Achievement of Spelling Targets

1.1 The Year 3 and 5 means in NAPLAN Spelling will be above like schools.

Target not achieved



During 2023 the following activities helped to continue to drive a strong school improvement agenda:

- Articulating the school's approach to literacy and numeracy in the BPS Curriculum Handbook.
- Consolidating the implementation of the school explicit instructional model.
- Year level teams worked collaboratively to plan consistent delivery of the curriculum across classes.
- Professional learning for staff in whole school programs: Sounds Write, Seven Steps to Writing, PR1ME Maths and Science of Reading.
- Development of Positive Student Behaviour Plan.
- Implementation of the Tier Three Numeracy Program.

Recommendations 2024

- Focus on reading fluency and Spelling
- Review implementation of the school's explicit instructional model
- Implement peer observation model for teacher feedback
- Use data effectively to ensure year on year progress for every student.
- Professional learning for staff on Elastik data management program, Science of Maths and supporting neurodiverse learners.
- Explore differentiated teaching and learning to accommodate extension and support strategies in teaching and learning programs.

2. Quality Teaching

The school continued to focus on embedding a consistent explicit instructional model across all classrooms with audits conducted on the delivery of Literacy and Numeracy daily reviews.

Professional learning for staff on Science of Reading was provided and the Curriculum Committee worked on developing the BPS Curriculum Handbook. Teaching staff were provided additional collaborative planning time in year level teams. Data informed practice was a key focus in analysing data to identify key areas for teaching focus and case management of students requiring support.

Achievement of Quality Teaching Targets

2.1 All teachers are implementing the Bayswater PS explicit teaching model for Literacy and Numeracy. **Target In Progress**

2.2 Staff survey results for 'I receive useful feedback about my work at this school' improves from 72% to 85%. **Target nearly achieved 80%**

2.3 Staff will improve the rating on the National School Improvement Tool for Analysis and Discussion of Data' from Medium to High. **Target In Progress**

3. Learning Environment

Wellbeing

The Wellbeing Committee spearheaded numerous initiatives aimed at fostering a positive environment for both students and staff members. The continuation of a dedicated space in the school library, where students could engage in wellbeing activities under the guidance of teachers or the chaplain. This has seen an increase in attendance and we've received enthusiastic feedback from our students.

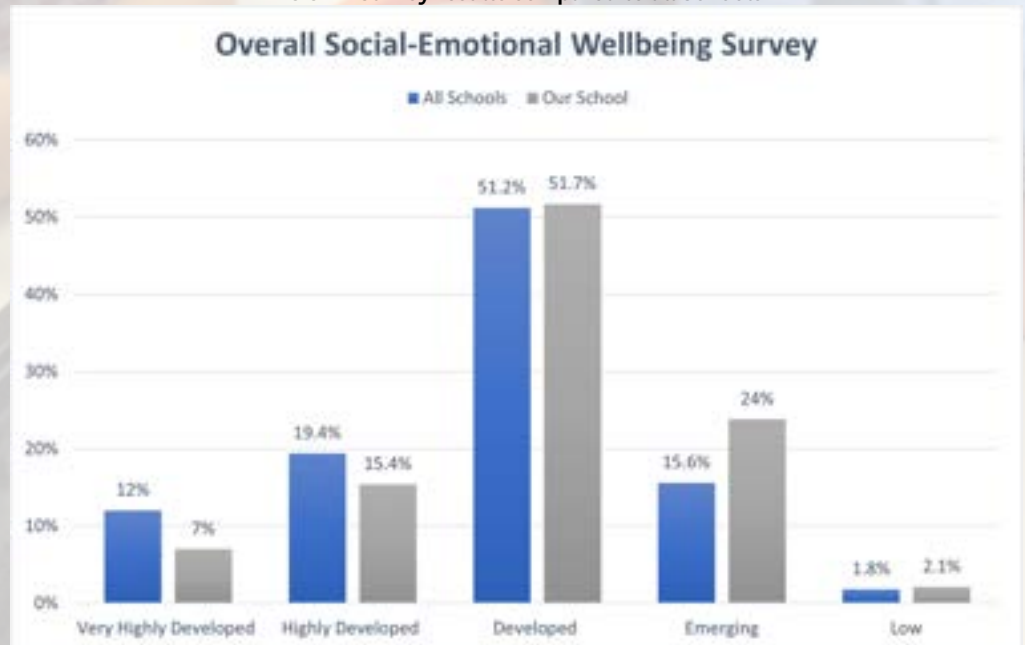
The Committee made significant strides in enhancing the administration and analysis of the Social and Emotional Wellbeing Assessment (SEW), ensuring more accurate data collection and utilising student feedback to inform teachers of need and assist in their planning.

On staff development days, the Committee organised various wellbeing activities to support the holistic health of our staff. Additionally, the development of clear guidelines outlining the manifestation of our school's four core values across different domains has been instrumental, as evidenced by the implementation of our Behaviour Matrix and these behaviours being demonstrated by students across the school. The Committee participated in a review of the Behaviour Plan to identify best practices and areas for further enhancement. The Wellbeing Committee has an ongoing commitment to promoting wellbeing throughout our school community.

SEW Survey

The Social Emotional Wellbeing survey results indicate that students in Years 3-6 are achieving slightly below All schools means. There is a higher percentage of students in the emerging category. The results for girls were lower in a number of areas related to Internal Strengths. A range of strategies to enhance student wellbeing will be implemented in 2024.

BPS SEW Survey results compared to all Schools



The overall social-emotional wellbeing report provides a comparison of all students from our school and all schools, as distributed across each of the five developmental levels.

Attendance

Bayswater PS's attendance rates were 89.8% in Semester 2 in 2023. The overall attendance for 'like schools' was 91.5% and WA Public schools was 88.9%.

The regular attendance rate for Bayswater Primary School was slightly below 'like schools' but above WA Public schools. The school has less students than like schools and WA public schools in the indicated and moderate categories but more in the severe category. Attendance rates improved slightly in 2023 but the number of students in the severe attendance category has increased.

Attendance Rate			
Year	School	Like Schools	WA Public Schools
2021	93.60%	93.70%	91%
2022	88.50%	90%	86.60%
2023	89.80%	91.50%	88.90%

The attendance rate table compares the overall percentage of attendance against Bayswater PS, like schools and WA public schools.

Attendance Category				
		At Risk		
	Regular	Indicated	Moderate	Severe
Our School 2023	69.40%	20.30%	5.80%	4.60%
Like School 2023	70.30%	22.40%	6.00%	1.30%
WA Public Schools 2023	61.00%	25.00%	10.00%	4.00%

The Attendance Category table compares the categories of attendance against 'like schools' and WA public schools.

Achievement of Learning Environment Targets

- 3.1 The overall mean for attendance will be higher than like schools. **Target Not Achieved**
- 3.2 The overall mean score for Social and Emotional Wellbeing in the ACER Survey will be at or above the school mean. **Target Not Achieved**
- 3.3 More than 80% of students will achieve consistently for 'showing confidence in making positive decisions and choices in Semester reports. **✓ Target Achieved**

4. Resources

The age of the school, a small school site and the pressure of increasing enrolments requires careful planning and management to ensure that the future needs of the school are met. A transportable classroom was installed at the beginning of the year to accommodate an additional class.

During 2023 a number of improvement projects were actioned including redeveloping the ECE outdoor area with grass, new pathways, extension of shade shelters and new shade sails. The Junior Block underwent a facelift with external painting, new classroom cupboards and improved paving. The Library upgrade was completed Classroom furniture was also upgraded with new storage trolleys.

The School Board supported the ongoing work of the Master Plan Sub Committee. A traffic feasibility study was completed to provide options for additional parking and traffic management.

A number of extra curricula options were made available to families throughout 2023, including Helping Hands, Young Engineers Robotics Club, Chess Club, Private Music Lessons and before and after school sporting activities. These extra curricula activities help contribute additional funding to the school.

Achievement of Resources Targets

4.1 A Master Plan is developed to meet future needs of the school.

Target In Progress

4.2 Supplementary funding through partnerships, grants and hire of facilities has increased.

✓ Target Achieved

4.3 Overall agreement by staff and parents for 'This school is well maintained' in the National Schools Opinion survey is higher than 90%. (Staff 54% and Parents 76%)

Target In Progress

5. Leadership

A distributed leadership model is operational in the school, with a number of middle leaders supporting curriculum development. Teacher leaders held positions for Curriculum, Literacy, Numeracy, Students at Educational Risk, Wellbeing, Aboriginal Cultural Standards Framework and ICT. In addition, Phase Leaders for Early Childhood, Junior Primary and Senior Primary supported the implementation of key priorities of the School Plan.

Planned actions for 2024 include developing a peer observation model and supporting aspirant leaders. Additional time will be provided to build a strong collaborative culture in the school where teachers support each other to embed whole school evidence based approaches in the classroom and to use data to inform practice.

Achievement of Leadership Targets

5.1 Staff assess the school as high for 'An explicit improvement agenda' on the National School Improvement Tool. **Target In Progress**

5.2 Staff rating on the School Culture Survey for Performance and Development Culture Feedback increases from an average of 3.2 to 4.0. **Target In Progress**

5.3 Overall agreement for 'This school is well led' in the National Schools Opinion Survey is higher than 95%. **Target Nearly Achieved 90%**

5.4 Curriculum leadership positions are advertised and filled every year. **✓ Target Achieved**

6. Relationships

Aboriginal Cultural Standards Framework

Bayswater Primary School is implementing the Aboriginal Cultural Standards Framework and becoming more culturally responsive by building relationships with Aboriginal families and communities; building on Aboriginal knowledge, skills and experience; and creating welcoming and supportive learning environments.

During 2023, we observed National Sorry Day, Reconciliation Week and NAIDOC Week. During Reconciliation Week, our students enjoyed performances of Lingo Lah by talented young artists from the Yirra Yaakin Theatre Company. Our NAIDOC week celebrations included an assembly and Grandparents Morning Tea in the school Library to celebrate the theme 'For Our Elders'. We had a fabulous response from the community. During the week classes participated in scavenger hunts and games such as: julba, wana wana and nanyima and the Pre-primary students built a koolark.

We successfully applied for a 2022-23 PALS grant of \$3,000 and used this to have Dylan Collard of Kalyakoort present Noongar language classes to students where students thoroughly enjoyed learning the Noongar names for emotions and local animals.

The Year 1 classes participated in the development of the Tucker Bush Garden planting a number of new bush food species near the Junior Block whilst learning about the Noongar Six seasons and the plants, food and medicine used at different times of the year.

National School Opinion Survey

Parents

The National Opinion Parent Survey was conducted in November 2023 with 104 parent responses. The average rating across all questions was 4.15 out of 5, which was a minor increase from 2022.

Areas of Strength

My child's teachers are good teachers

Teacher's care about students

Can talk to teacher's about concerns

My child likes being at school

Areas for Improvement

School maintenance

Taking opinions of parents seriously

Student feedback

Student behaviour

Staff

The National Opinion Staff Survey was conducted in November 2023 with 26 responses. Average rating across all questions was 4.37 out of 5, which was a significant increase from 2022.

Areas of Strength

Teachers care about students

Strong community relationships

Teachers expect students to do their best

The school looks for ways to improve

Areas for Improvement

School maintenance

Teacher feedback

Support for staff

Students

The National Opinion Student Survey was conducted in November 2023 with 80 responses. Average rating across all questions was 3.92 out of 5. Increased opportunities for student voice will be explored in 2024.

Areas of Strength

Teachers expect me to do my best

My teachers are good teachers

My school looks for ways to improve

Areas for Improvement

I can talk to my teachers about my concerns

Student behaviour is well managed

My school takes students opinions seriously

Achievement of Relationship Targets

6.1 Overall agreement for 'The school works with me to support my child to learn' in the National School Opinion Parent Survey is higher than 92%. **Target In Progress**

6.2 Staff rating on the National School Improvement Tool for School Community Partnerships' increases from Medium to High' **Target In Progress**

6.3 Self-assessment on the School Board Survey demonstrates improved ratings across all areas of governance. **Target In Progress**

6.4 School assessment of the Aboriginal Cultural Standards Framework indicates progress in each standard towards increased cultural responsiveness. **Target In Progress**

Physical Education

Students participated in a variety of sports and physical activities across the 2023 school year, such as: swimming lessons, cricket, hockey, soccer, tennis and dodgeball. These events were assisted through our school partners: MBA Sports, SportsX, WA Cricket, Netball WA, Hockey WA and the Bayswater Tennis Club. These activities helped students to progress their teamwork, resilience and skill acquisition.

The Yr 5 & 6 students participated in the Interschool winter sports program, playing with local public schools. We held our annual Faction Cross Country, Athletics and Swimming carnival. Our students participated in the Interschool Cross Country and the Interschool Athletics carnivals.

We held our annual Ride to School and Walk Safely to School Days. Senior Sport and Morning Fitness sessions were held each week to boost students' physical activity at school.

Visual Arts

In Visual Arts in 2023, students from Years Three to Five attended incursions run by the Crazy Bushman to learn about BPS's mascot – the Booyi, or oblong turtle – later creating artworks of the Booyi. Student artwork was entered into the Shaun Tan Award for Young Artists, the National Water Week 'United by Water' Competition and the Junior Art Exhibition at the Darlington Arts Festival, at which four students were awarded prizes for painting, sketching and collage respectively. Selected students from Pre-Primary to Year Six, contributed ceramic tiles decorated with their favourite memories of Bayswater Waves to be used in the Flourish Festival Tile Art project. The end-of-year School Concert began with a parade of 'Music' artworks created by every student from Years One to Six.

Music

The Music program continued to showcase the great talent we have at Bayswater Primary School. The School Choir and School Band had a number of opportunities to showcase their talents with performances at a whole school assembly, ANZAC Service and WAGSMS (WA Government Schools Music Society).

The highlight of the year was the end of year concert in which all classes performed a musical item from different music genres. The band and choir also presented several items, along with a stellar performance from the staff to the song 'Shake a Tailfeather'.



Languages

Italian Week was celebrated in Term 2 focusing on the country's history, culture and language. Students had the opportunity to cook and eat Italian recipes, create artwork and learn about significant scientific contributions. Students performed a community song at the Italian themed assembly. In Term 3 senior students partnered with Year 1 students to share stories they had written in Italian. The Year 1 students then shared their creative writing projects. The year culminated with students collaborating to perform the Italian song, Volare for the whole school community.

Science

During 2023, students had several opportunities to experience Science in everyday life. In Chemical Sciences, students observed the rate of dissolving/freezing/melting, including turning a liquid mixture into solid ice cream. In Biological Science, they planted bean seeds to observe germination and the life cycle of a bean. Students also looked closely at snails and how they grow, change, and adapt to their environment. In Term 4, a collaboration with SciTech provided engaging, hands-on activities on Earth and Space Sciences, as well an opportunity to delve deeper into the learning. During the year, students were involved in incursions from Science Alive and Supersonic Science. A STEM Expo was held during Science Week, the theme being "Technology in Science".

Creative Schools

In 2023 we joined the Creative Schools Program where creative teaching and learning strategies are used to cultivate student agency and engage students in deep learning. Two junior classes worked with creative practitioners to run projects based on curriculum outcomes. Showcases were held to celebrate the learning with our community. The program will continue in 2024 with two senior classes.

Celebrating Learning - 2023 Highlights



Celebrating Achievements - 2023 Highlights

In 2023 we continued to run our annual school community events, such as Easter Hat Parade, Mother's and Father's Day Breakfast, ANZAC Day Ceremony, NAIDOC Day, Science and Book Week, Disco, Year 6 Camp, Book Character Parade and the School Concert.



Year 6 Camp



Easter Hat Parade



Mother's & Father's Day Breakfast



Book Character Parade



Foodbank winners



Faction Carnival



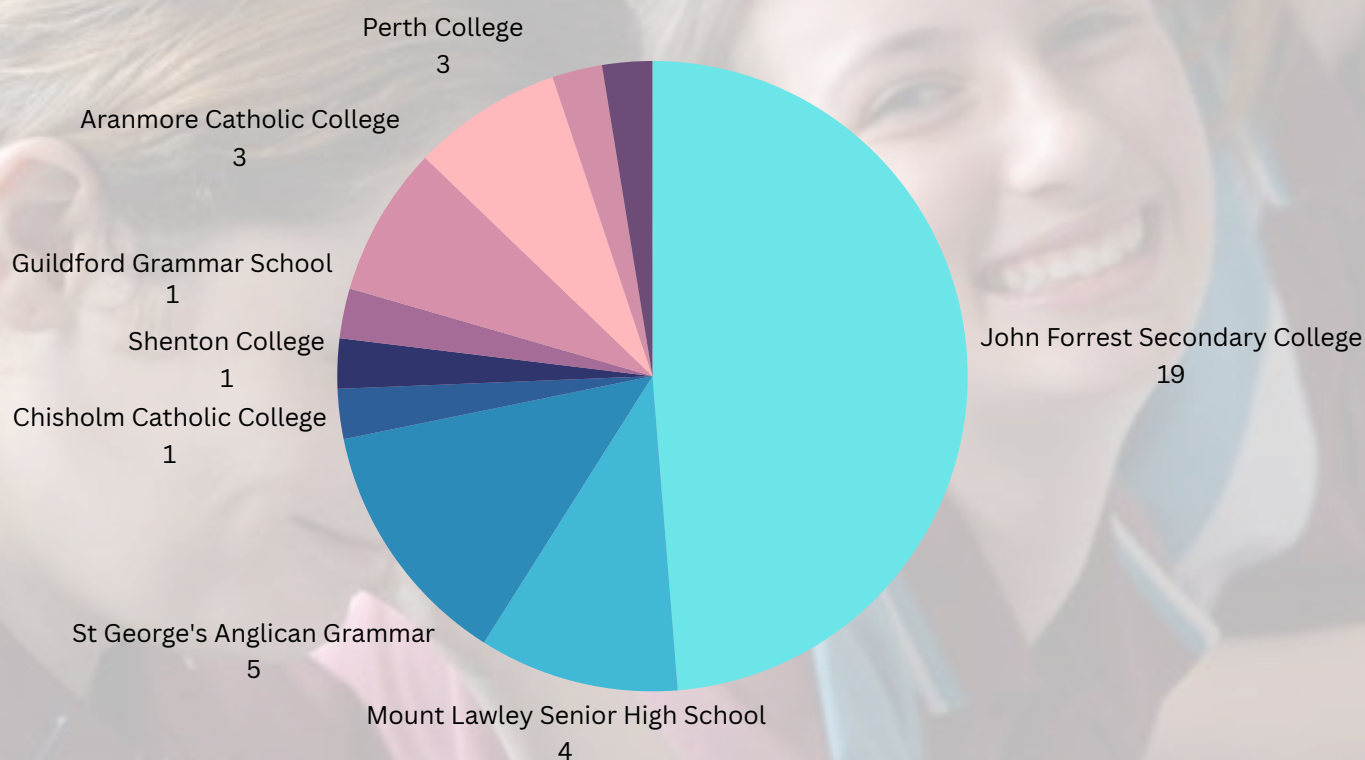
Yr 6 Students vs Teachers Netball

In 2023, 67% of the Year 6 students elected to attend a public government high schools, compared to 81% in 2022.

49% of our Year 6 students attend the local high school, John Forrest Secondary College, with 33% of the cohort enrolling at private schools (compared to 18% in 2023).

A number of students enrolled in specialist programs in the government schools.

Specialist programs include: Netball, Cricket, Tennis, Music and Academic Extension at John Forrest SHS, Arts and Languages at Mount Lawley SHS, and Academic Extension at Shenton College and Perth Modern.



Finance Report

In 2023, the school leveraged our strong financial position to support key areas outlined in the school business plan. By effectively managing Student-Centred Funding, parent contributions, and P&C fundraising, resources were allocated towards various priorities, including:

1. Upgrading ICT devices, such as 30 iPads and 32 laptops for student use, along with 4 new Interactive TVs obtained through leasing.
2. Acquiring reading books and spelling resources to enhance the English curriculum.
3. Increasing Education Assistant hours across multiple classes.
4. Providing support for student well-being through school chaplaincy and psychology services.
5. Offering professional development opportunities for staff in numeracy and literacy programs.
6. Renovating the ECE outdoor play area with a new permanent roof and extended grass area, funded by available DGR resources.
7. Installing new Shade Cloth in the ECE playground area.
8. Implementing an automatic PA system for school communications.

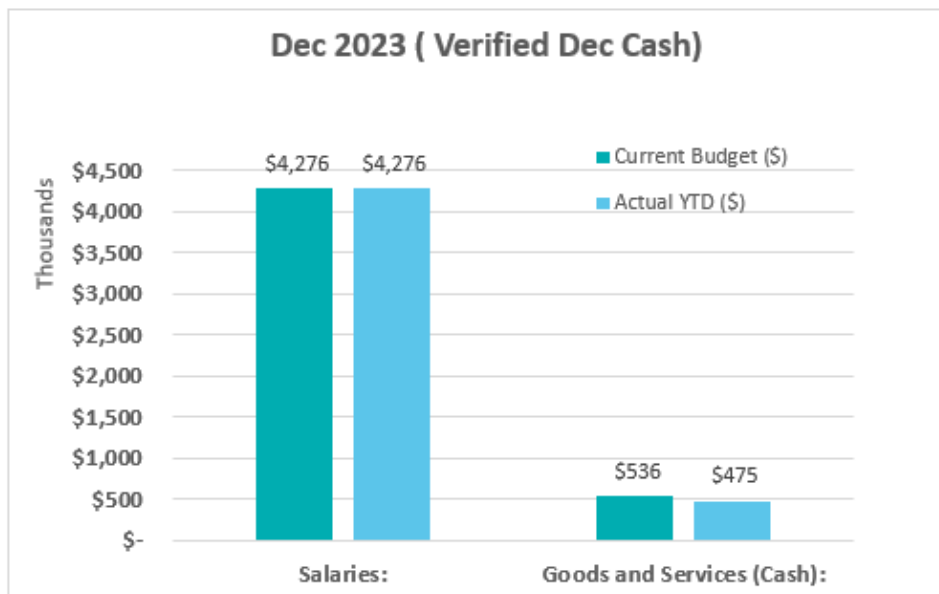
Financial Summary as at 31 December 2023

Income/Expenditure

ONE LINE BUDGET - Dec 2023 (Verified Dec Cash)		
	Current Budget (\$)	Actual YTD (\$)
Carry Forward (Cash):	71,262	71,262
Carry Forward (Salary):	121,111	121,111
INCOME		
Student-Centred Funding (including Transfers & Adjustments):	4,484,621	4,484,621
Locally Raised Funds:	221,183	212,034
Total Funds:	4,898,176	4,889,027
EXPENDITURE		
Salaries:	4,275,510	4,275,510
Goods and Services (Cash):	536,352	475,068
Total Expenditure:	4,811,862	4,750,578
VARIANCE:	86,314	138,450

Expenditure

Goods and Services vs Salary expenditure



Locally Generated Revenue - Budget vs Actual



Goods and Services Expenditure - Budget vs Actual





bayswater.ps@education.wa.edu.au



bayswaterps.wa.edu.au



9462 6600



15 Murray Street BAYSWATER WA 6053

Build - Belong - Become