



Kindergarten Parent Handbook 2024



Welcome

Starting Kindergarten is a major milestone for you and your child and the start of a new phase of life for you both. Your child's first years of school will be exciting and engaging and this booklet will help make the Kindergarten experience at Bayswater Primary School as smooth and enjoyable as possible.

The Early Years Learning Framework and the Kindergarten Guidelines underpin our Kindergarten program. Our teaching and learning environment has a balance between intentional play-based learning and explicit teaching of literacy and numeracy skills. Our aim is to form a trusting, respectful and caring relationship with each child and each family.

Your child and family are very important new members of the school community- Welcome to Bayswater Primary School!

First Day of Attendance for 2024

Blue and Green Group: Wednesday 31 January 2024

Red and Orange Group: Thursday 1 February 2024

Preparing Your Child for Their First Day

It may help to begin moving to a 'school time' routine a few days before school starts, such as waking at a set time and going to bed a bit earlier. It may also help to start talking about school and what they may learn about or play with and how to interact with new friends. Some children may be nervous or scared about a new environment and others may be excited about the challenge.

Before the first day of school it would help if you practised with your child the skills involved in;

- Putting on and taking off clothes and shoes,
- Eating and drinking without help,
- Using a tissue,
- Flushing the toilet and using toilet paper without help,
- Washing hands after going to the toilet,
- Asking clearly for things that they need,
- Putting away books and toys after playing,
- Opening and closing their school bag and lunchbox,
- Helping with small jobs and following simple instructions.



Day One Procedure

Classroom doors will open at 8.40am for students to enter the classroom. When you arrive at school on the first day, we have hooks outside the classroom where students leave their school bags. Look for your child's name and place their school bag on the hook. Please then bring your child's labelled water bottle and a labelled piece of fruit or vegetables for 'crunch and sip' into the classroom.

There will be marked areas for you to place these. We have a small break in the morning for a healthy snack and drink which is what we call 'crunch and sip' time. We also have a time to eat at recess, and then lunch. If you have your child's school supplies, please bring them into the classroom. There will be a name tag available for you to put on your child. Please then come and introduce yourselves to the teaching staff. We will be endeavouring to move around to welcome all students and their families.

There will be table top activities for you to participate in with your child, as well as an open book corner. If you need to leave before the school bell, let us know and we can assist your child with an activity.

You are welcome to stay until the classroom bell rings, signalling the beginning of the day. When you hear this, it is time for you and your child to help pack up the activity you were playing with, leave it on the table and have a last kiss and cuddle. Your child will then need to find a spot on the mat to sit.

School finishes at 3.00pm and the doors will open for you to collect your child. Kindergarten students will only be released to their parents, guardians or people listed on to collect the student.

What to do if you arrive at school and your child gets upset and cries



Some children become upset despite the best preparation. If this happens to your child, please signal for support from the classroom Teacher or Education Assistant and then leave as quickly as possible. Students usually quickly settle once parents have left. If your child continues to be distressed, we will phone you and talk about strategies and approaches that we can use for next time. If children see parents outside the classroom it can impact their ability to calm down, so moving out of view is helpful.

If your child is coming with Before and After School Care, we will move through this process with your child.

What Your Child Needs to Bring Each Day

Each day your child will need;

- To be dressed in school uniform
- A large school bag,
- Their crunch n sip (fruit or vegetables, cut up in a small container that your child will be able to open independently),
- A drink bottle of water,
- Their recess and lunch in a lunch box,
- **A spare change of clothes- shirt, pants, a few pairs of underwear and socks,**
- A broad brimmed hat, that is sun safe.
- Shoes that your child can take off and put on easily, we suggest velcro tabbed shoes.
- Please ensure that every item is clearly marked with your child's full name. Please discourage your child from bringing toys and lollies to school.



Birthdays

To help celebrate your child's birthday you may wish to provide small baked goods, or small individual treats for the class to share. Please consider any food allergies/requirements (no nuts) in your child's class and ensure you provide an ingredient list.

Parent Roster


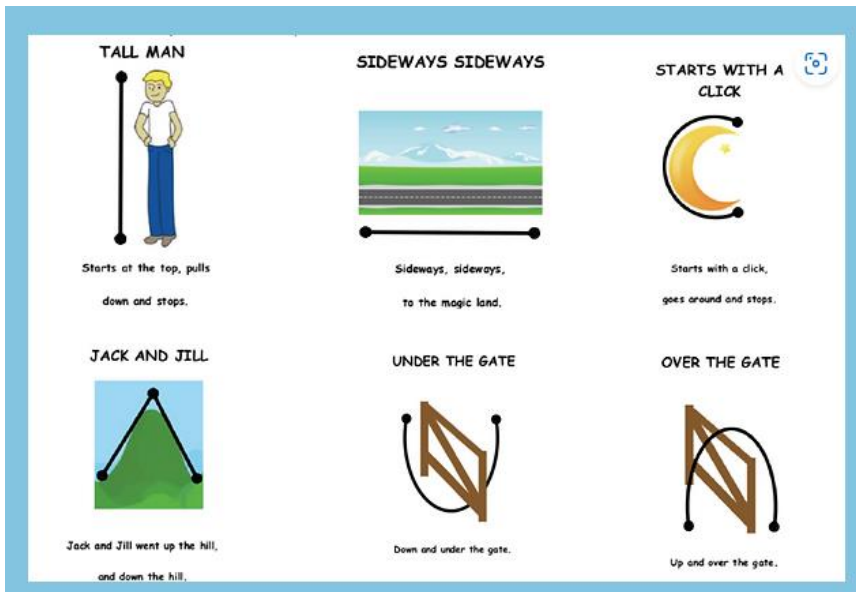
We value having families helping in our classroom. The roster for parent helpers will be displayed on the board outside the classroom from Term 2.

Handwriting

Pre-writing Skills Development- Peggy Lego

At Bayswater we use the Peggy Lego program which is a systematic way to teaching prewriting patterns, which form the basis of all letters of the alphabet. Peggy Lego breaks down letters into seven pencil movements and then supports students to learn correct letter formation with these patterns.

The program includes a story for each of the patterns, a gross motor activity, a sensory / tactile activity, a fine motor activity and then finally the writing activity. The prewriting patterns include; Tall man, Sideways, Starts with a Click, Jack and Jill, Under the Gate and Over the Gate. When children have the correct motor pattern in place, it will allow them to then correctly form the letters of the alphabet as they learn them in the early years of school.



Name Writing

If you would like to encourage your child to practise writing their name at home, it would be helpful if they use a capital letter for the first letter of their name and then lower case letters for the other letters.

The style of handwriting taught at Bayswater Primary is the South Australian Cursive.

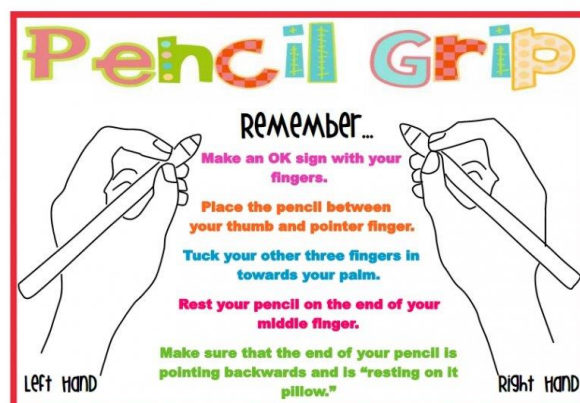
Aa Bb Cc Dd Ee Ff

Gg Hh Ii Jj Kk Ll

Mm Nn Oo Pp Qq Rr

Ss Tt Uu Vv Ww Xx

Yy Zz



Kindergarten Groups Alternate Wednesday Attendance Schedule

Students in the Monday/Tuesday **Green Kindergarten Group** and **Blue Kindergarten Group** Students in the will attend school every Monday and Tuesday and every odd school week Wednesday.

The Thursday/Friday **Orange Kindergarten Group** and **Red Kindergarten Group** Students in the will attend school every Thursday and Friday and every even school week Wednesday.

The scheduled alternate Wednesday's attendance days for each Kindergarten Group is below and will be included on the Term Planner.

Monday & Tuesday Groups - **Blue ECE 4** and **Green ECE 3** Group

Attend odd week Wednesday's	Term 1	Term 2	Term 3	Term 4
Week 1	Wed 31 Jan	Wed 17 Apr	Wed 17 Jul	Wed 9 Oct
Week 3	Wed 14 Feb	Wed 1 May	Wed 31 Jul	Wed 23 Oct
Week 5	Wed 28 Feb	Wed 15 May	Wed 14 Aug	Wed 6 Nov
Week 7	Wed 13 Mar	Wed 29 May	Wed 28 Aug	Wed 20 Nov
Week 9	Wed 27 Mar	Wed 12 Jun	Wed 11 Sept	Wed 4 Dec
Week 11		Wed 26 Jun		

Thursday & Friday Groups – **Red ECE 4** and **Orange ECE 3** Group

Attend even week Wednesday's	Term 1	Term 2	Term 3	Term 4
Week 2	Wed 7 Feb	Wed 24 Apr	Wed 24 July	Wed 16 Oct
Week 4	Wed 21 Feb	Wed 8 May	Wed 7 Aug	Wed 30 Oct
Week 6	Wed 6 Mar	Wed 22 May	Wed 21 Aug	Wed 13 Nov
Week 8	Wed 20 Mar	Wed 5 Jun	Wed 4 Sept	Wed 27 Nov
Week 10		Wed 19 Jun	Wed 18 Sept	Wed 11 Dec

We look forward to supporting you and your child in 2024 and together experience a happy and rewarding Kindergarten year.